

# Reply Never

Say goodbye  
to email  
attachments  
with PowerApps,  
Flow, Power BI,  
Teams and  
SharePoint



Housekeeping...

Remember to stop by to say hi to our sponsors!

Find one of our organizers and take a selfie with them

- Isaac, Adam, Prashant, Gunjan, or Dan
- Don't forget to tag it #SPSDC or #CLOUDSATDC

WiFi Information

- SSID: **MSFTGuest**
- Wi-Fi Code: **msevent475kp**





Thanks to  
all our  
Sponsors!!!

---

# About Me

---

**Jamie Willis-Rose**

Supervisor Technical Operations



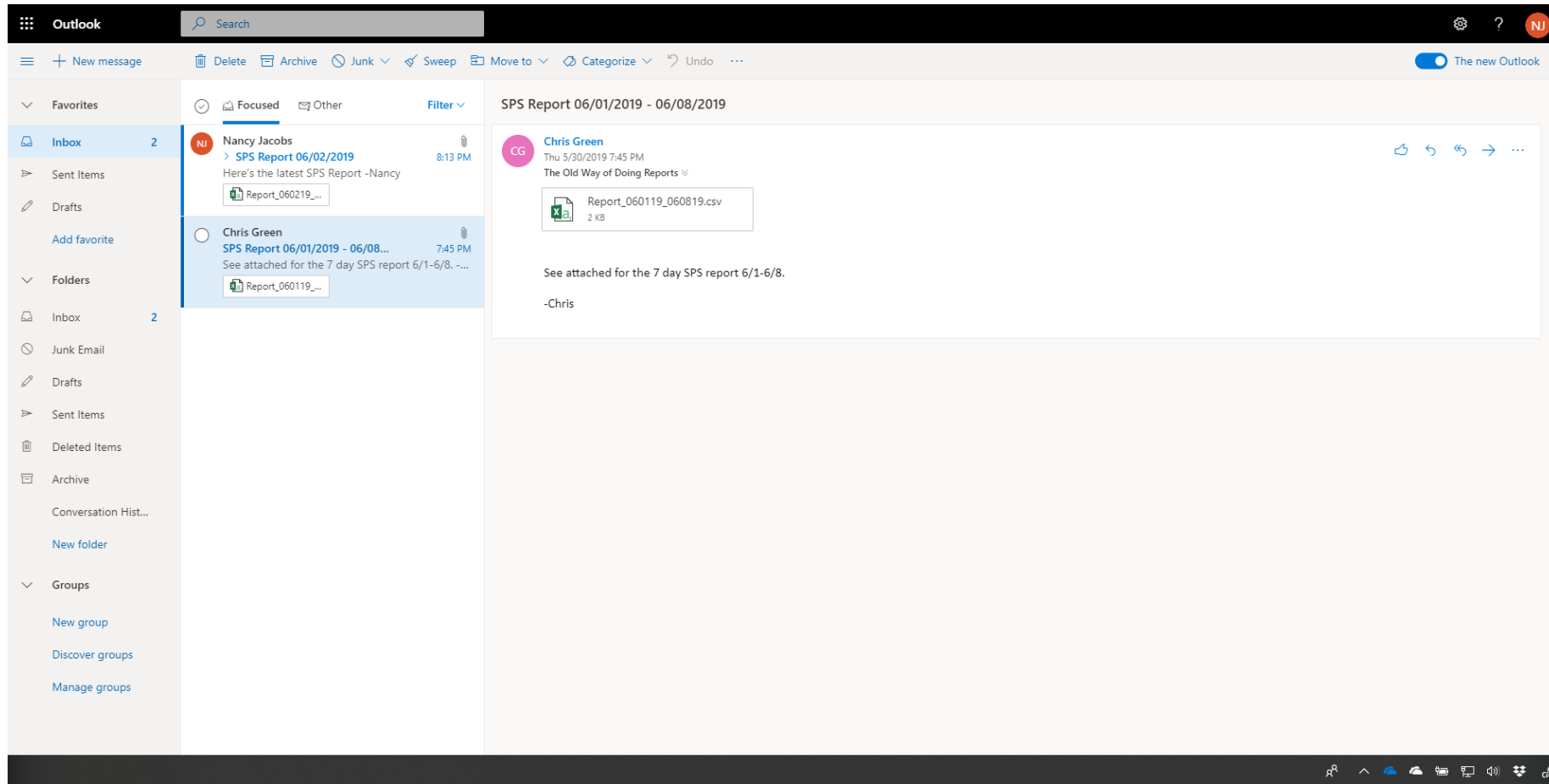
- PowerApps Champion
- 7+ years SharePoint power user
- Blog: [www.willisrose.com](http://www.willisrose.com)
- Twitter: [@jwillisrose](https://twitter.com/jwillisrose)



# The Problem





# The Problem



# The Problem

SPS Report 06/01/2019 - 06/08/2019

 **Chris Green**  
Thu 5/30/2019 7:45 PM  
The Old Way of Doing Reports ▾

 Report\_060119\_060819.csv  
2 KB

See attached for the 7 day SPS report 6/1-6/8.

-Chris

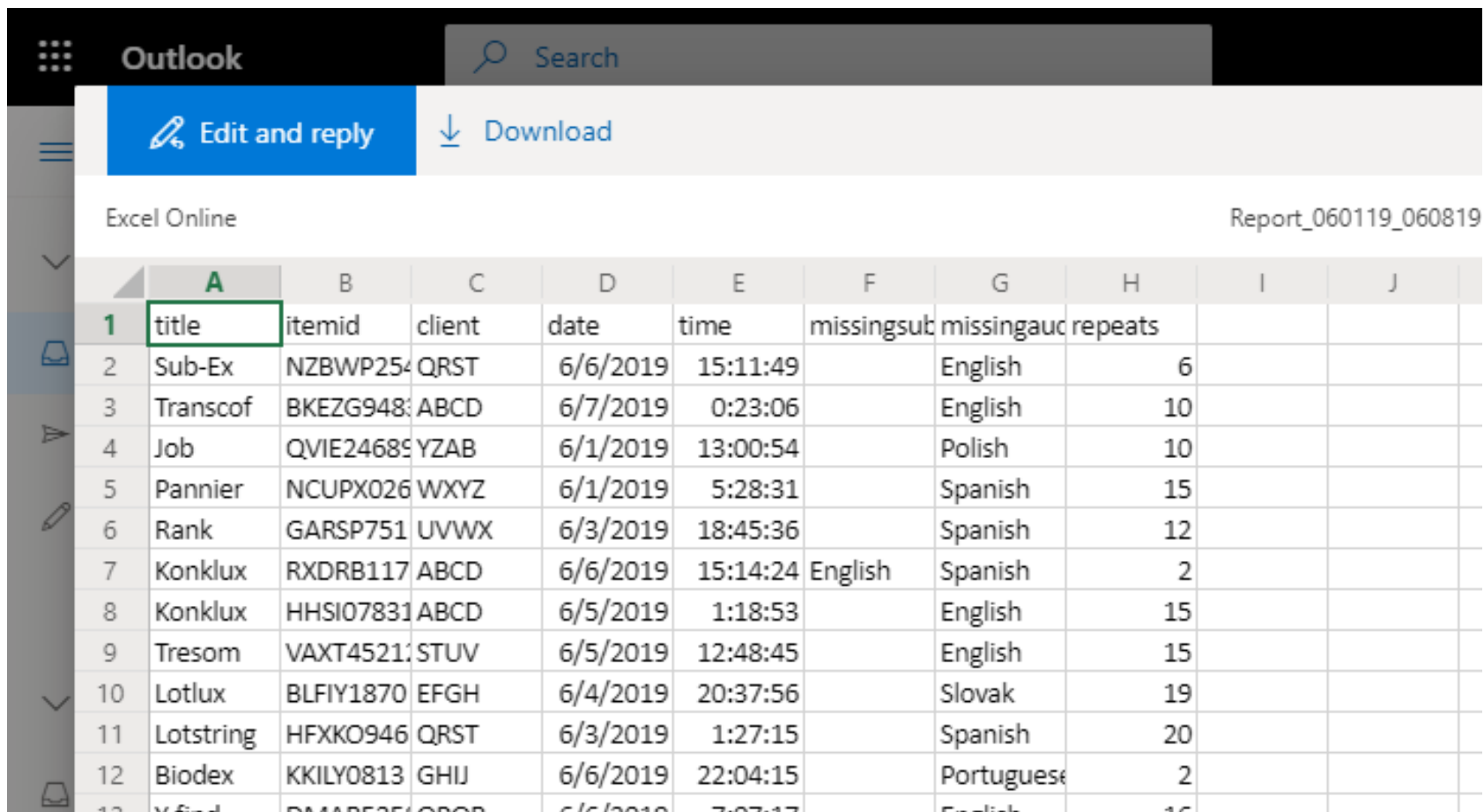
# The Problem

The screenshot displays an Outlook window with an Excel Online spreadsheet and an email message. The spreadsheet, titled 'Report\_060119\_060819', contains a table with columns for title, itemid, client, date, time, missingsut, missingauc, and repeats. The email message is from Chris Green, dated Thu 5/30/2019 7:45 PM, and includes an attachment 'Report\_060119\_060819.csv' (2 KB). The email text reads: 'See attached for the 7 day SPS report 6/1-6/8. -Chris'.

1	A	B	C	D	E	F	G	H	I	J	K	L	M	N	O	P	Q	R	S
	title	itemid	client	date	time	missingsut	missingauc	repeats											
2	Sub-Ex	NZBWP25	QRST	6/6/2019	15:11:49		English	6											
3	Transcof	BKEZG948	ABCD	6/7/2019	0:23:06		English	10											
4	Job	QVIE2468	YZAB	6/1/2019	13:00:54		Polish	10											
5	Pannier	NCLUPX026	WXYZ	6/1/2019	5:28:31		Spanish	15											
6	Rank	GARSP751	UVWX	6/3/2019	18:45:36		Spanish	12											
7	Konklux	RXDRB117	ABCD	6/6/2019	15:14:24	English	Spanish	2											
8	Konklux	HHSIO7831	ABCD	6/5/2019	1:18:53		English	15											
9	Tresom	VAXT4521	STUV	6/5/2019	12:48:45		English	15											
10	Lotlux	BLFIY1870	EFGH	6/4/2019	20:37:56		Slovak	19											
11	Lotstring	HFXKO946	QRST	6/3/2019	1:27:15		Spanish	20											
12	Biodes	KKILY0813	GHIJ	6/6/2019	22:04:15		Portuguese	2											
13	Y-find	DMARS25	OPQR	6/6/2019	7:07:17		English	16											
14	Stronghold	PONID131	UVWX	6/2/2019	7:39:01		English	20											
15	Otcom	PCEJ23804	STUV	6/3/2019	20:43:02		Portuguese	9											
16	Bitwolf	SAAMZ98	IJKL	6/4/2019	4:33:48	Russian	Portuguese	17											
17	Y-Solowarr	QKCAU74C	QRST	6/1/2019	1:38:39		Spanish	14											
18	Tampflex	HPGFC159	GHIJ	6/7/2019	20:33:47		Portuguese	8											
19	Aerified	UKBVP129	QRST	6/3/2019	5:25:56		Spanish	0											
20	Asoka	JSIQ83994	YZAB	6/5/2019	0:09:27		Portuguese	12											
21	Home ling	GVLCX521	UVWX	6/7/2019	18:20:11	Spanish	English	7											
22	Holdlamis	VZLLR191C	QRST	6/1/2019	8:52:25		English	7											
23	Fix San	YWTS4990	WXYZ	6/7/2019	13:20:38		Portuguese	14											
24	Alphazap	KSTAG533	QRST	6/7/2019	21:03:49			4											
25	Daltfresh	BQWX642	EFGH	6/4/2019	3:34:04		Spanish	11											
26	Span	ENIZI9785	STUV	6/6/2019	19:12:11		Spanish	2											
27	Cardguard	DYBOD84	YZAB	6/1/2019	15:09:20		Spanish	7											
28	Tres-Zap	OIZAY6866	QRST	6/3/2019	4:55:59		English	17											
29	Andalax	PLDAH413	EFGH	6/2/2019	0:54:27		English	0											
30	Voltsillam	KGMMZG99	QRST	6/7/2019	23:11:56		English	18											
31	Stringtoug	TMHNC31	QRST	6/6/2019	15:32:36		English	10											



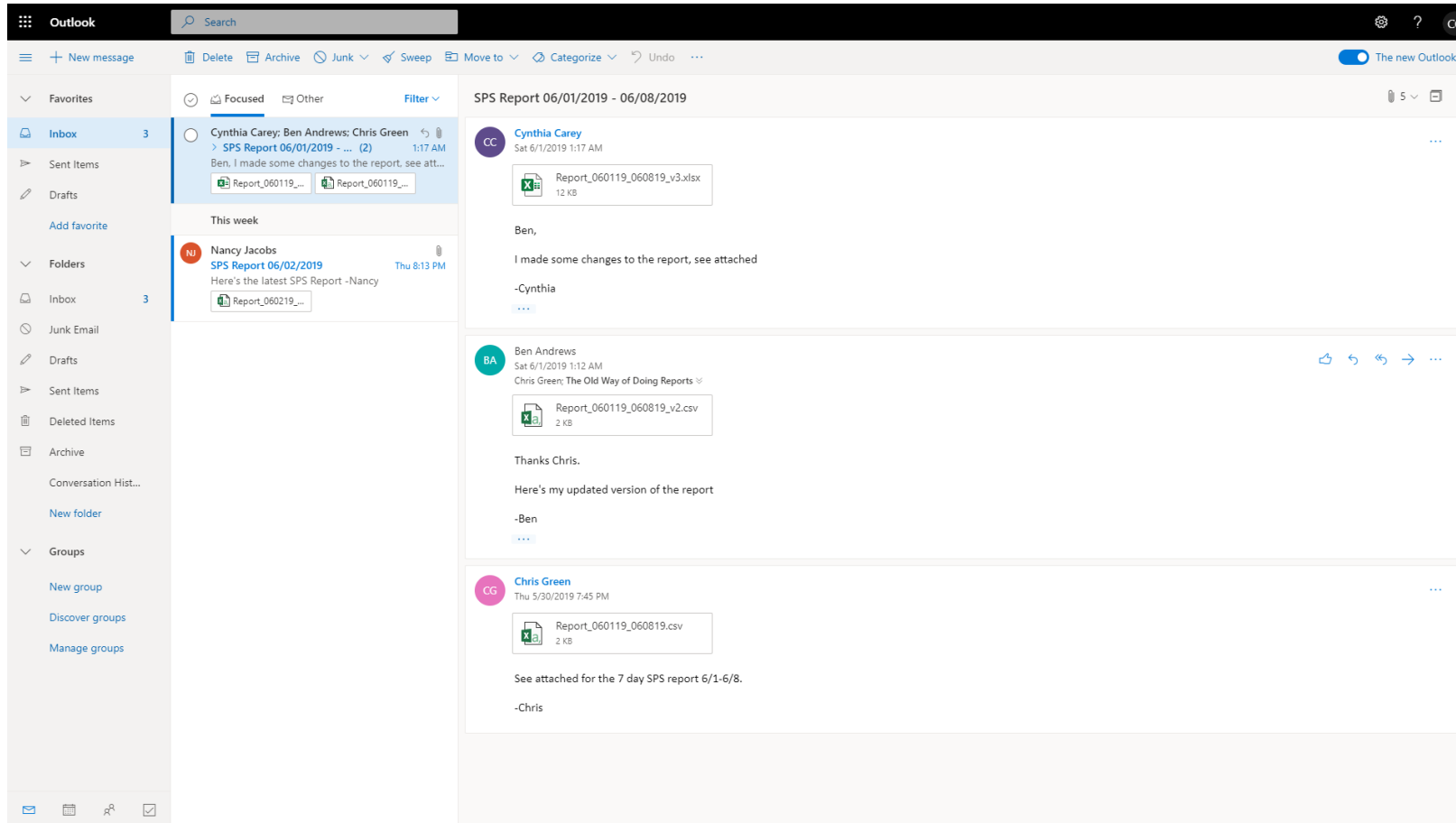
# The Problem




The screenshot shows the Outlook interface with an Excel Online spreadsheet open. The spreadsheet has a table with 12 rows and 10 columns. The columns are labeled A through J, and the rows are numbered 1 through 12. The data in the table is as follows:


	A	B	C	D	E	F	G	H	I	J
1	title	itemid	client	date	time	missingsub	missingauc	repeats		
2	Sub-Ex	NZBWP254	QRST	6/6/2019	15:11:49		English	6		
3	Transcof	BKEZG948	ABCD	6/7/2019	0:23:06		English	10		
4	Job	QVIE2468	YZAB	6/1/2019	13:00:54		Polish	10		
5	Pannier	NCUPX026	WXYZ	6/1/2019	5:28:31		Spanish	15		
6	Rank	GARSP751	UVWX	6/3/2019	18:45:36		Spanish	12		
7	Konklux	RXDRB117	ABCD	6/6/2019	15:14:24	English	Spanish	2		
8	Konklux	HHSIO7831	ABCD	6/5/2019	1:18:53		English	15		
9	Tresom	VAXT4521	STUV	6/5/2019	12:48:45		English	15		
10	Lotlux	BLFIY1870	EFGH	6/4/2019	20:37:56		Slovak	19		
11	Lotstring	HFJKO946	QRST	6/3/2019	1:27:15		Spanish	20		
12	Biodex	KKILY0813	GHIJ	6/6/2019	22:04:15		Portuguese	2		

# The Problem



# The Problem

 **Cynthia Carey**  
Sat 6/1/2019 1:17 AM

 Report\_060119\_060819\_v3.xlsx  
12 KB


Ben,


I made some changes to the report, see attached

-Cynthia

...

---

 **Ben Andrews**  
Sat 6/1/2019 1:12 AM  
Chris Green; The Old Way of Doing Reports ▾

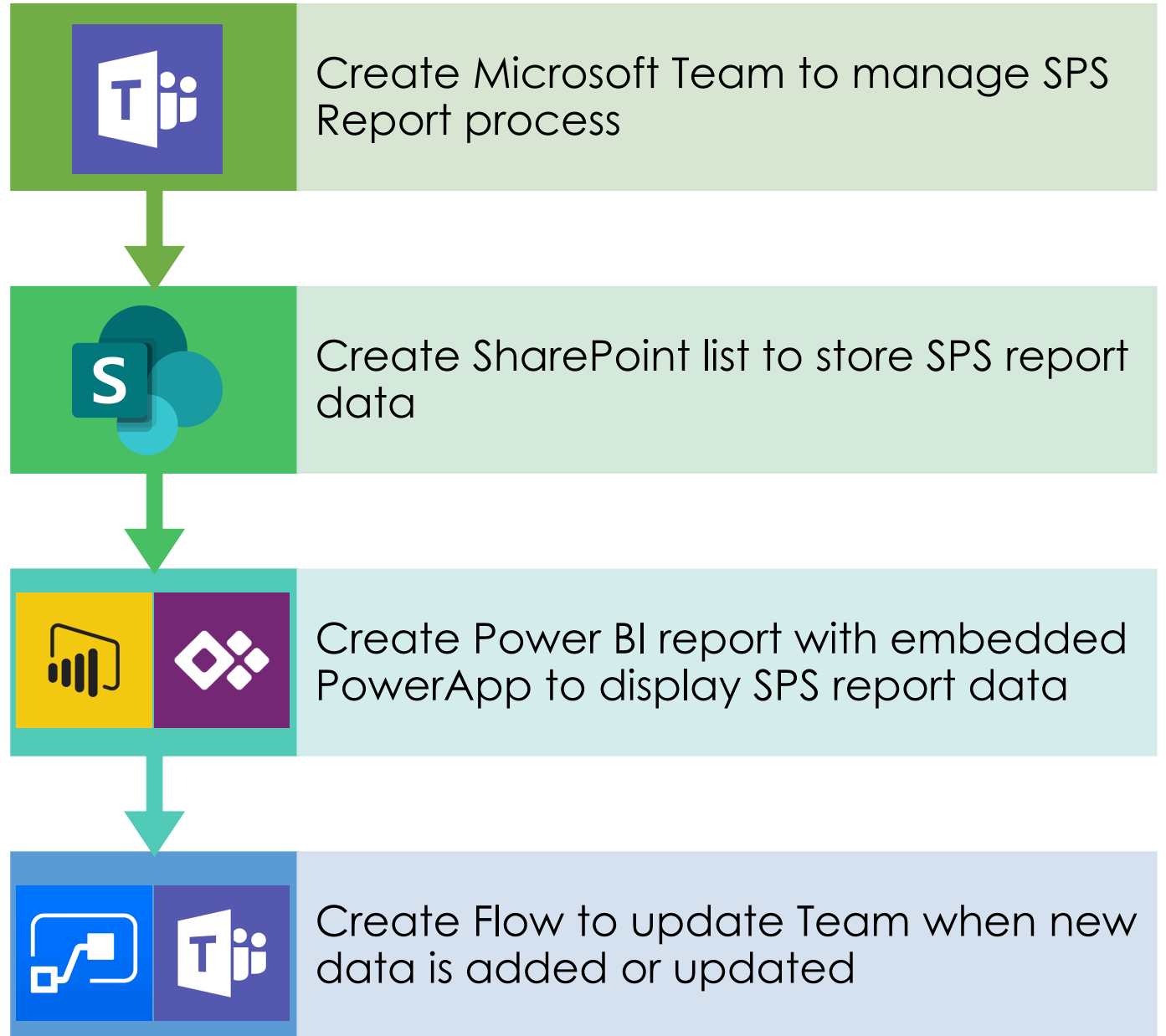
 Report\_060119\_060819\_v2.csv  
2 KB


Thanks Chris.

Here's my updated version of the report


-Ben

# Objectives





Limitations



Limitations

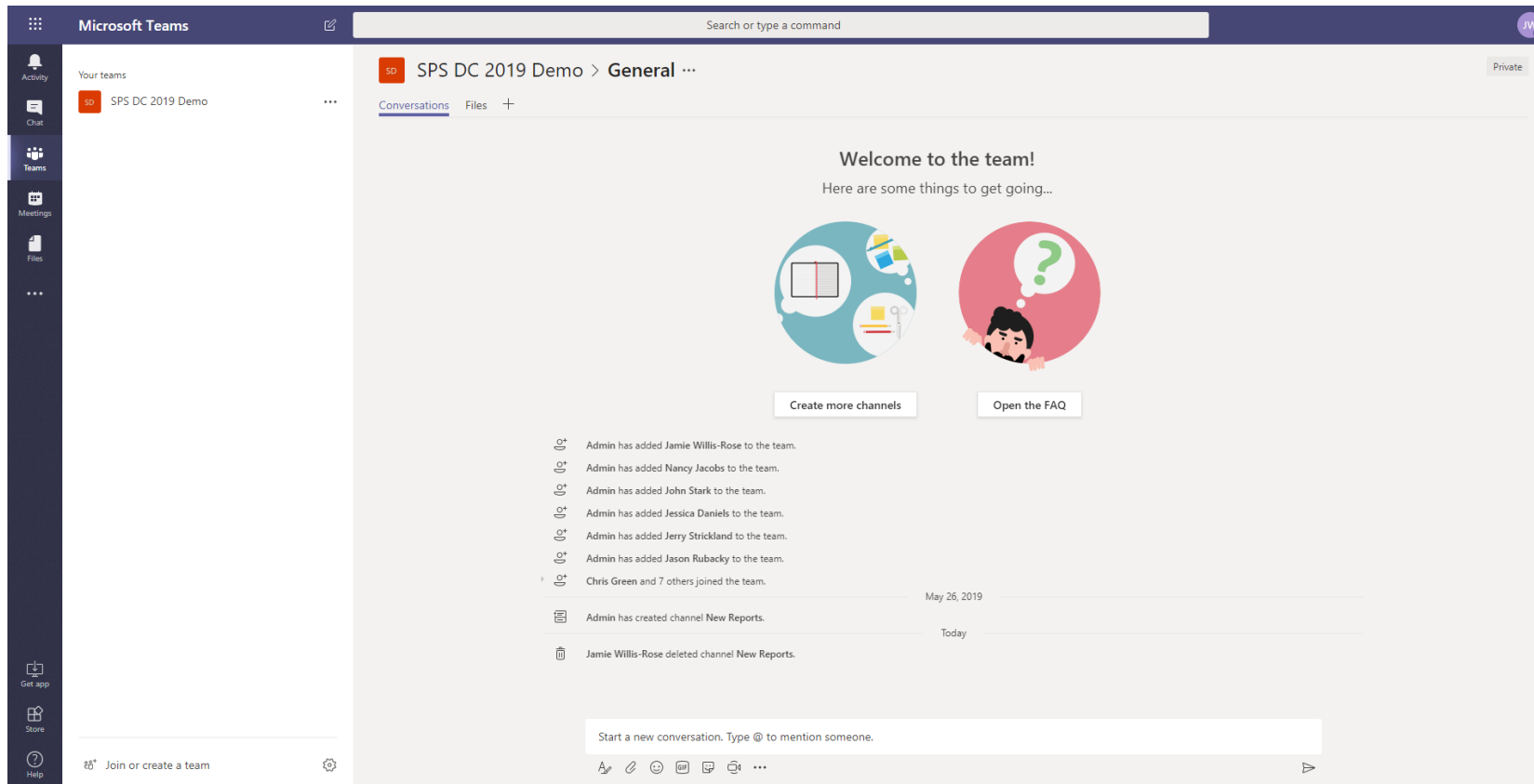


Limitations



Create  
Team



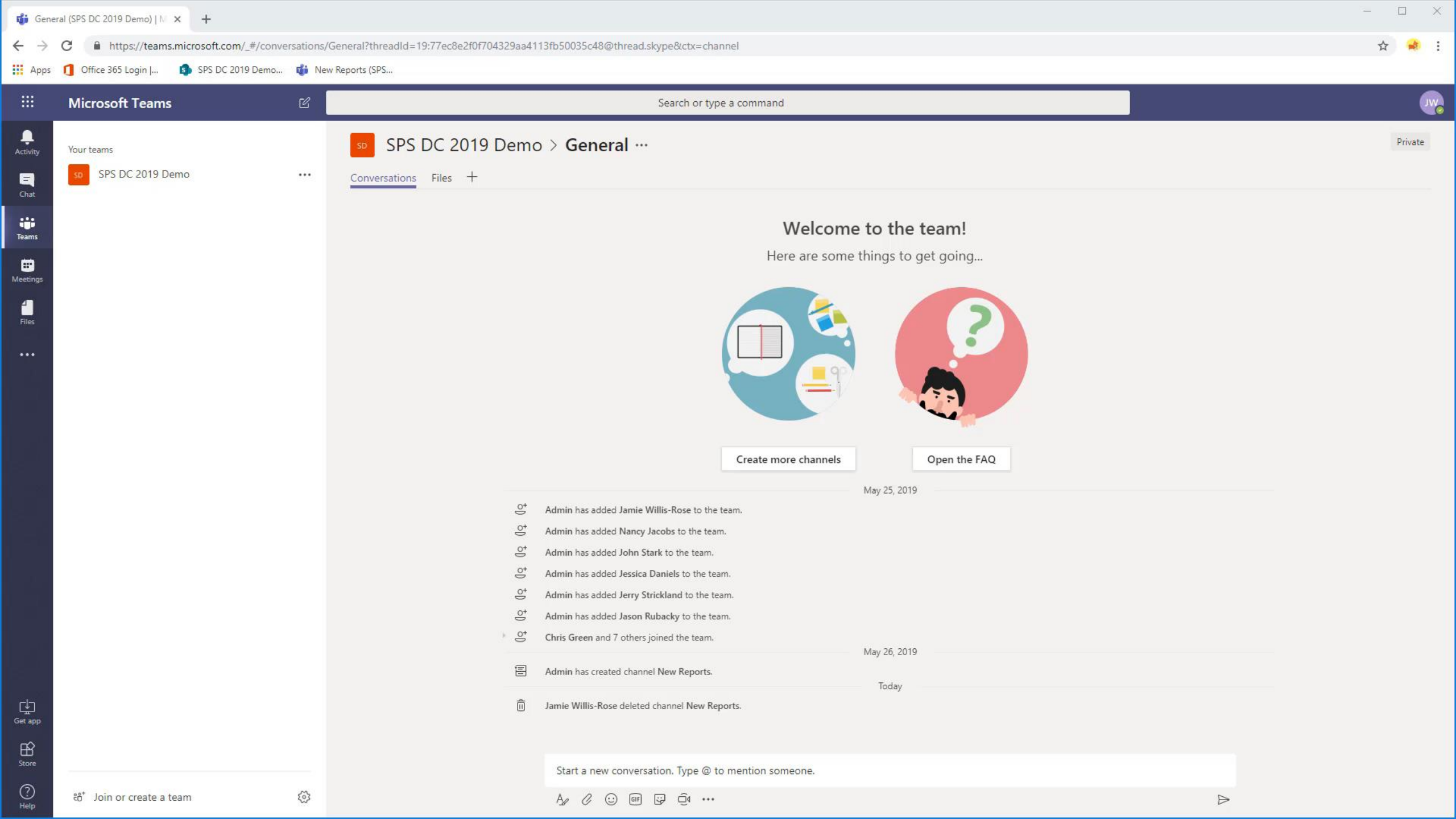


[docs.microsoft.com/MicrosoftTeams](https://docs.microsoft.com/MicrosoftTeams)

For more information



Build List



Your teams

SPS DC 2019 Demo

SPS DC 2019 Demo > General

Private

Conversations Files

### Welcome to the team!

Here are some things to get going...



Create more channels



Open the FAQ

May 25, 2019

- Admin has added Jamie Willis-Rose to the team.
- Admin has added Nancy Jacobs to the team.
- Admin has added John Stark to the team.
- Admin has added Jessica Daniels to the team.
- Admin has added Jerry Strickland to the team.
- Admin has added Jason Ruback to the team.
- Chris Green and 7 others joined the team.

May 26, 2019

- Admin has created channel New Reports.
- Jamie Willis-Rose deleted channel New Reports.

Today

Start a new conversation. Type @ to mention someone.



Join or create a team



# Build Power BI Report

File Home View Modeling Help

Clipboard: Paste, Cut, Copy, Format Painter

External data: Get Data, Recent Sources, Enter Data, Edit Queries, Refresh

Insert: New Page, New Visual, Ask A Question, Buttons, Text box, Image, Shapes


Custom visuals: From Marketplace, From File

Themes: Switch Theme

Relationships: Manage Relationships

Calculations: New Measure, New Column, New Quick Measure

Share: Publish



**VISUALIZATIONS**

Icons for various visual types: Bar, Line, Pie, Map, etc.

... (More options)

Values

Add data fields here

**FILTERS**

Page level filters

Add data fields here

Report level filters

Add data fields here

**DRILLTHROUGH**

Cross-report

Off

Keep all filters

On

Add drillthrough fields here

**FIELDS**

Search



Build  
PowerApps

SPS DC 2019 Demo Video - Power BI

https://app.powerbi.com/groups/df19ba49-37b6-4c3a-aeec-70843d6dff84/reports/936c81f6-a570-40b4-b20f-2397116148eb/ReportSection

Office 365 Login | SPS DC 2019 Demo | New Reports (SPS...)

Power BI | SPS DC 2019 Demo > SPS DC 2019 Demo Video

Pro trial: 56 days left

File View Edit report Explore Refresh Pin Live Page

Reset to default Comments Bookmarks Usage metrics View related Favorite Subscribe Share

Home

Favorites

Recent

Apps

Shared with me

Workspaces

SPS DC 2019 Demo

### Missing Types

Type	Count
Audio	28
Subtitle	3
Not in system	1

### Missing by Date

Date	Count
Jun 07	28
Jun 05	15
Jun 03	10
Jun 01	10

### Missing Languages by Client

Language	Client	Count
English	ABCD	3
	EFGH	1
	GHIJ	1
	IJKL	1
	OPQR	1
	QRST	5
	STUV	1
	UVWX	2
	WXYZ	1
	YZAB	1
Spanish	ABCD	3
	QRST	3
Portuguese	GHIJ	2
	QRST	1
Polish	YZAB	1
	YZAB	1
Russian	IJKL	1
Slovak	EFGH	1

<b>Konklux</b>	ABCD	Pending
<b>Konklux</b>	ABCD	Pending
<b>Konklux</b>	ABCD	Pending
<b>Transcof</b>	ABCD	Pending
<b>Andalax</b>	EFGH	Pending
<b>Lotlux</b>	EFGH	Pending
<b>Daltfresh</b>	EFGH	Pending

### FILTERS

Report level filters

date: 6/1/2019 - 6/30/2019

Status: is (All)

### DRILLTHROUGH

Cross-report: Off

Keep all filters: On

Add drillthrough fields here

Get Data

Page 1





- Home
- Approvals
- My flows
- Templates
- Connectors
- Data
- Learn

## Work less, do more.

Create automated workflows with Microsoft Flow.


▶ See how it works

### Featured template collections



### Popular services

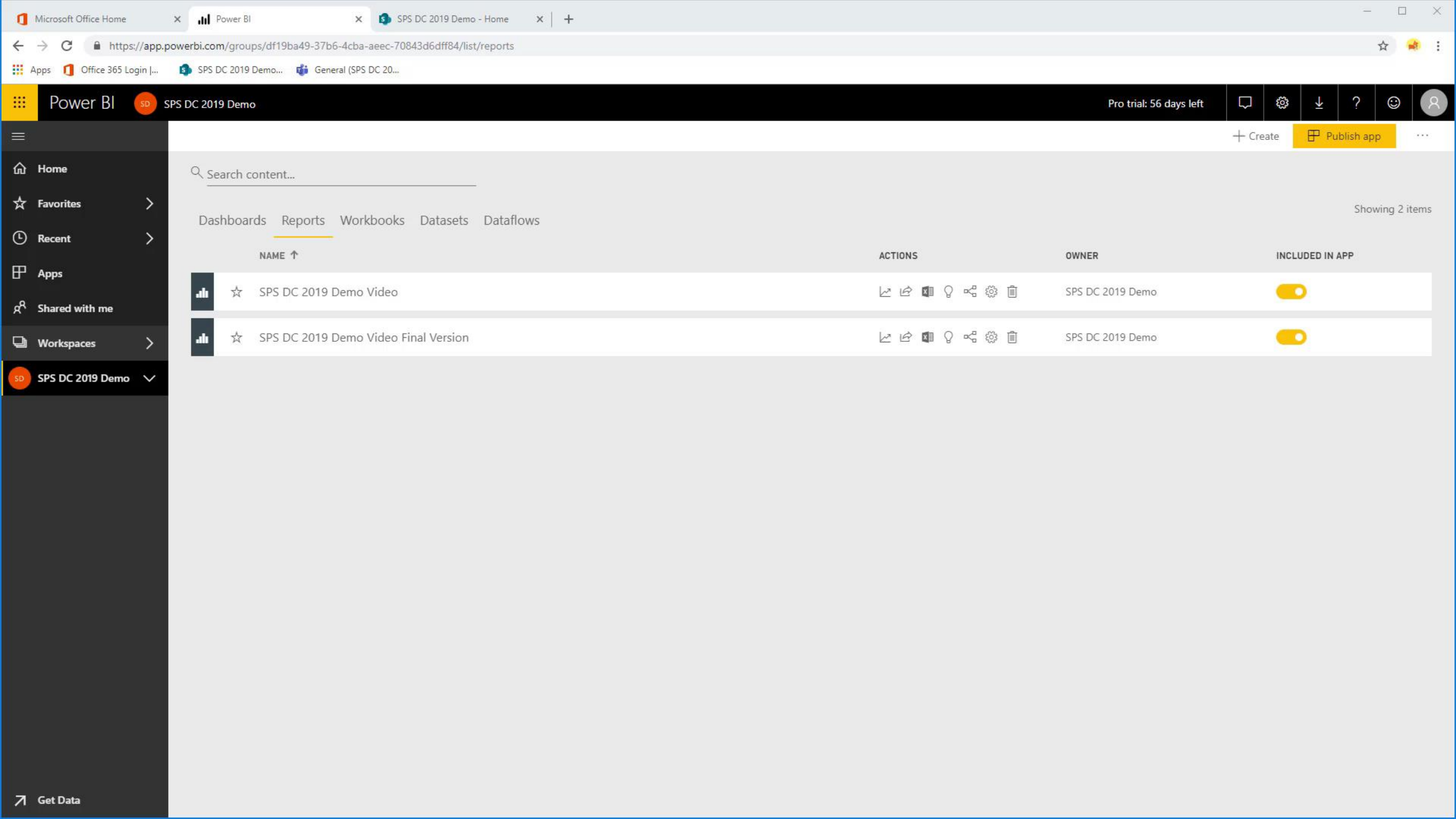
See all 263 >





All Together Now







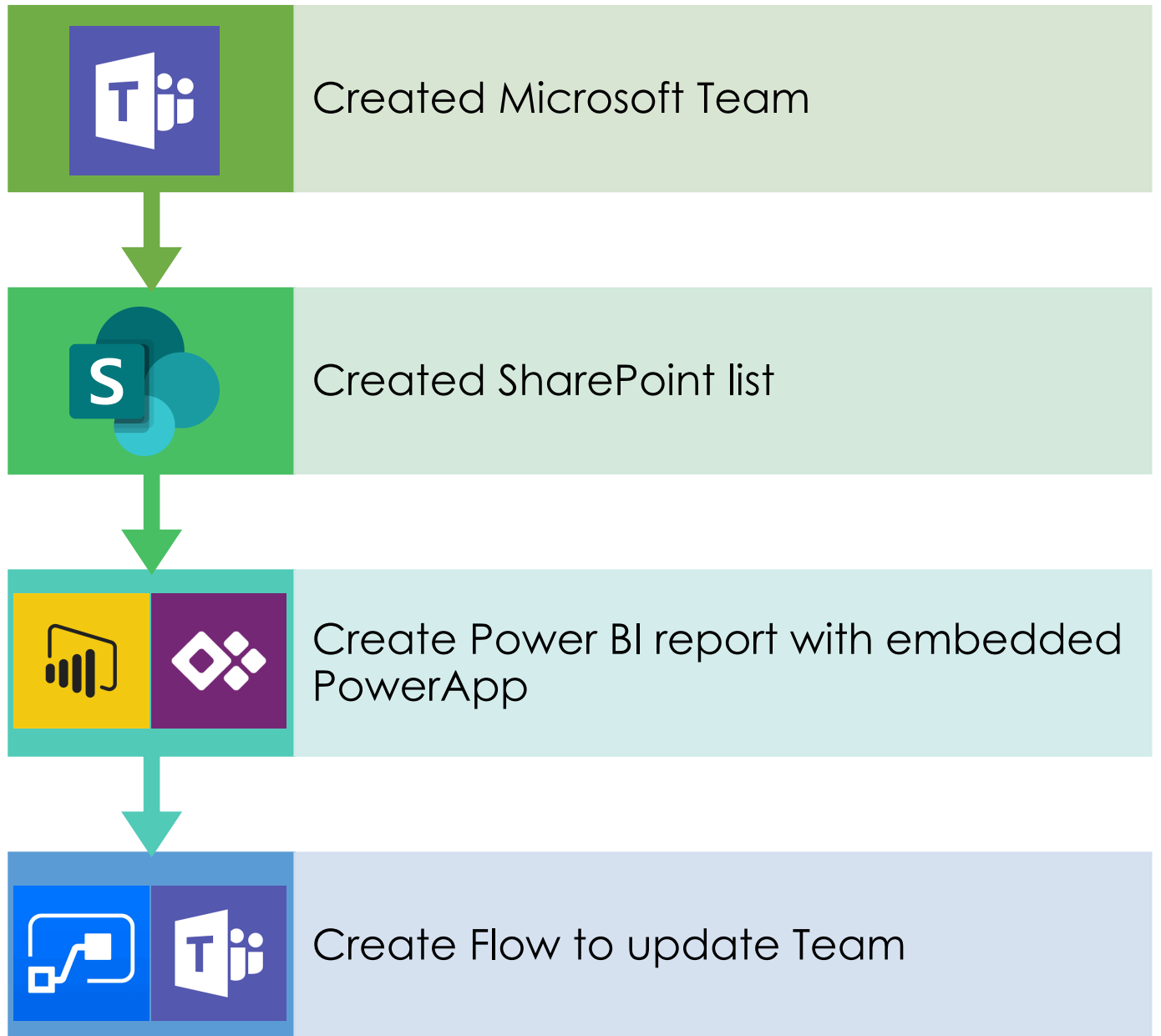
Search content...

Dashboards | Reports | Workbooks | Datasets | Dataflows

Showing 2 items

	NAME ↑	ACTIONS	OWNER	INCLUDED IN APP
	☆ SPS DC 2019 Demo Video		SPS DC 2019 Demo	<input checked="" type="checkbox"/>
	☆ SPS DC 2019 Demo Video Final Version		SPS DC 2019 Demo	<input checked="" type="checkbox"/>

# Conclusion



Questions?

# User Groups

---

Power BI DC

- <https://www.meetup.com/Power-BI-DC/>

Flow DC

- <http://www.flowug.com/dc>

PowerApps DC

- <http://www.powerappsug.com/dc>

SharePoint DC

- <https://www.meetup.com/SUG-DC/>

FEDSPUG/Women in  
SharePoint DC

- <https://www.meetup.com/fedspug-wspdc/>

Find other User  
Groups

- Meetup.com
- DynamicCommunities.com

# Resources

---

Flow

- <http://aka.ms/flow-resources>

PowerApps

- <http://aka.ms/powerapps-resources>
- <https://aka.ms/powerappscanvasguidelines>
- <http://aka.ms/AIADevent>

Power BI

- <https://docs.microsoft.com/en-us/power-bi/>
- <https://guyinacube.com/>

Teams

- <https://docs.microsoft.com/en-us/MicrosoftTeams/Microsoft-Teams>

SharePoint

- <https://docs.microsoft.com/en-us/sharepoint/>

Power Platform  
Community Forum

- <https://powerusers.microsoft.com/>



# SharePint

SharePoint by day, SharePint by night

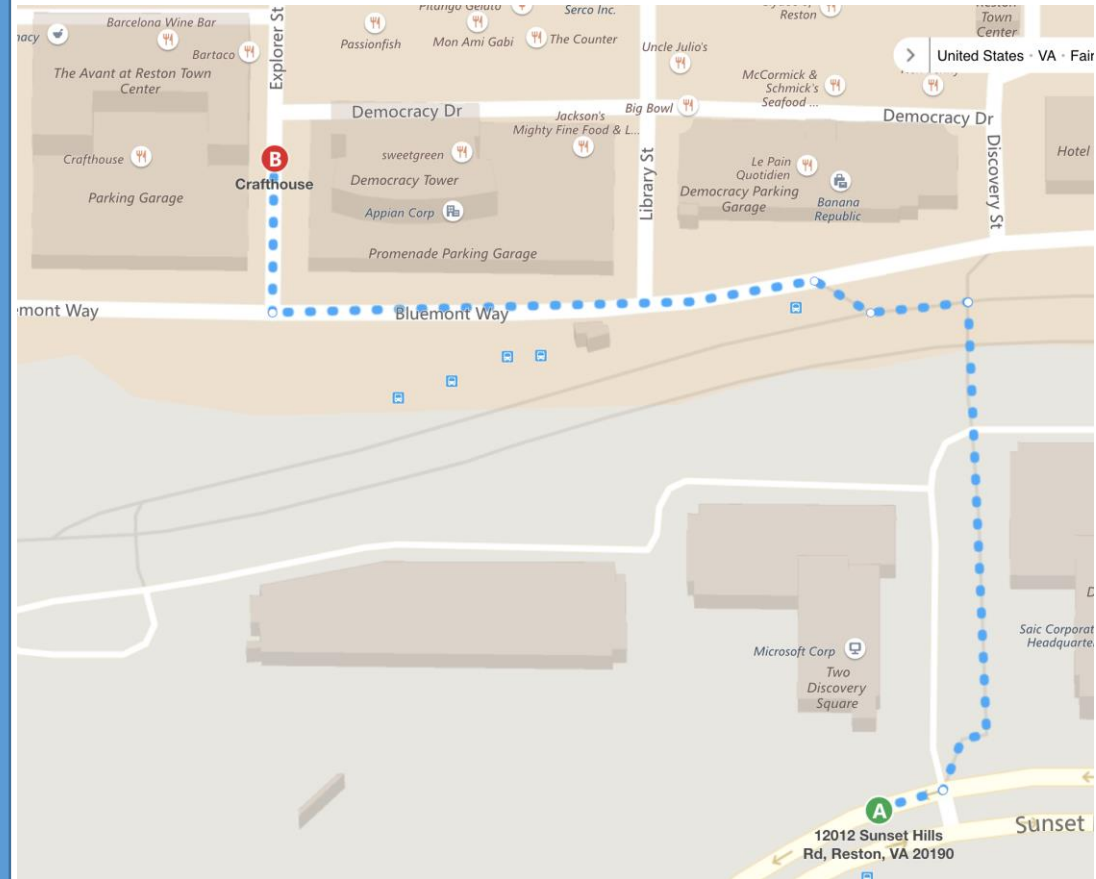
Join us at #SharePint!

Why? To network with fellow Microsoft professionals

What? SharePint!!!

When? 5:45 PM

Where? Lets take over the Crafhouse at Reston Town Center!







# Schedule

Room		Room 3054	Rooms 3058	Room 3062	Room 3028	Room 3026	3 <sup>rd</sup> Floor Kitchen
0915-1030	Breakout 1	Paul Telkamp Understanding where to start on SharePoint Development	Prashant G Bhojar Azure API Apps for SharePoint Developers	JoAnna Battin Unleash the power of Office 365 and Microsoft Teams to [...]	Pete & Peter Filicetti Intro to Power BI	Dan Usher Getting Started with Office 365	Sponsors and Snacks!
1030-1045	Break						
1045-1200	Breakout 2	Joe Dunn Building in SharePoint: a Process	Pam DeGraffenreid Adapting your team for a low-code world	David Snyder Just for the Record: Implementing a Records Management Program in Office 365	Jamie Willis-Rose Reply Never: Say goodbye to email attachments with PowerApps, [...]	Jennifer McGee Set up GPS Collection in PowerApps and Show [...]	Sponsors and Snacks!
1200-1300	Lunch / 3 <sup>rd</sup> Floor Kitchen						
1300-1415	Breakout 3	Thomas Daly [MVP] Building Cross Site Nav for Classic & Modern Sites [...]	John S. Moh, Aimee Long Six Steps for a Successful Teams Pilot	Anna Ye Let 's build a mind-blowing dashboard in 30 minutes!!	Scott Shearer Real World Flow	Kyle Schaeffer Memorable Data Visualizat[...]	Sponsors and Snacks!
1415-1430	Break						
1430-1545	Breakout 4	Isaac Sogunro Using VUEjs in the office 365 environment	Rima Reyes The Do's & Don'ts of Deploying Microsoft Teams in US Gov	Jim Novak Connecting Dynamics 365 CE and SharePoint using Function Apps	David Patrick Intro to Azure for SharePoint Geeks	Don Hautsch Manipulating SharePoint Lists using curl	Sponsors and Snacks!
1545 - 1600	Break						
1600 - 1715	Breakout 5	Daniel Walker Creating Single Page "Web Parts" using NodeJS and VueJS	Matthew J. Bailey Microsoft Teams Features, In-depth	Shadeed Eleazer LinkedIn and Office 365 Integration for the Workcenter	Sarah Patrick Case Study: How I used SharePoint, Flow, PowerApps[...]	Justin Snyder Create a self-service Microsoft Teams and SharePoint Team [...]	Sponsors and Snacks!
1715 - 1745	Wrap Up Room 3058						

# Feedback



- Speaker Feedback
  - <https://aka.ms/spsdc/speaker>
- Event Feedback
  - <https://aka.ms/spsdc/event>
- Feedback is anonymous and will not be shared with sponsors or anyone else besides the organizing committee and the targeted speaker.

Thank You